

Practice

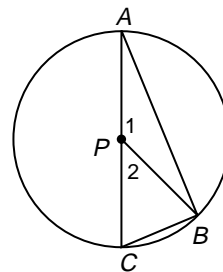
Student Edition
Pages 452–458**Angles and Arcs***In $\odot P$, $m\angle 1 = 140$ with diameter \overline{AC} . Find each measure.*

1. $m\angle 2$

2. $m\widehat{BC}$

3. $m\widehat{AB}$

4. $m\widehat{ABC}$

*In $\odot P$, $m\angle 2 = m\angle 1$, $m\angle 2 = 4x + 35$, $m\angle 1 = 9x + 5$ with diameters \overline{BD} and \overline{AC} . Find each of the following.*

5. x

6. $m\widehat{AE}$

7. $m\widehat{ED}$

8. $m\angle 3$

9. $m\widehat{AB}$

10. $m\widehat{EC}$

11. $m\widehat{EB}$

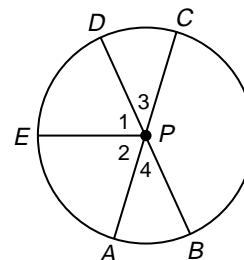
12. $m\angle CPB$

13. $m\widehat{CB}$

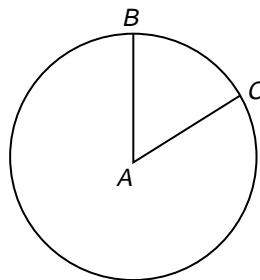
14. $m\widehat{CEB}$

15. $m\widehat{DC}$

16. $m\widehat{CEA}$



17. In $\odot A$, $AB = 12$ and $m\angle BAC = 60$.
Find the length of \widehat{BC} .



18. **Using Graphs** The table below shows how federal funds were spent on education in 1990.

1990 Federal Funds Spent for Education	
Elementary/Secondary	\$ 7,945,177
Education for the Disabled	4,204,099
Post-Secondary Education	12,645,630
Public Library Services	145,367
Other	760,616
Total	\$25,700,889

- Use the information to make a circle graph.
- Out of the \$12,645,630 spent on post-secondary education, \$10,801,185 went to post-secondary financial assistance. What percent is that of the \$12,645,630?